


## FixZ-7

- Quickly and easily fastens to the proven KlickTop™ connection system
- Ventilation aides in module cooling
- Distributes load evenly
- Increase in module pitch improves self cleaning
- Used with framed modules in vertical position



The **FixZ-7** is designed for flat trapezoidal sheet metal roofs (less than 10 degree slope). Such roofs are typically ill-equipped to support traditional solar systems. The FixZ-7 is designed to distribute the load evenly while optimizing the power output of the system by allowing for a 5 – 7 degree tilt angle.

### FixZ-7 and Fix2000™ KlickTop™

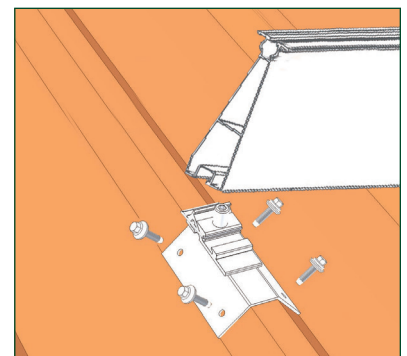
Simple to use and inexpensive, the FixZ-7 works in conjunction with Schletter’s Fix2000 KlickTop connector for quick module mounting. The KlickTop eliminates additional on-site assembly by allowing for quick connection of the rails to the Fix2000 attachment, which penetrates directly into the corrugation with four self-drilling screws.

Due to structural considerations, using fastening elements other than the Fix2000 KlickTop requires the addition of a lower rail (cross rail interconnection).

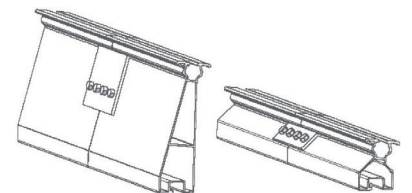
### Application Suggestions

The FixZ-7 is designed for module heights from about 4.26 – 5.57 ft and setting angles from 5 – 7 degrees. For technical reasons, the FixZ-7 is only suitable for framed modules in the vertical position.

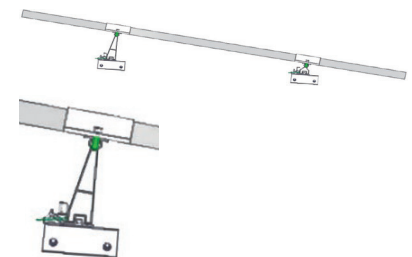
The position of the clamping locations should be within the range of 1/4 – 1/5 of the module height (according to module manufacturer instructions). A minimum distance of 4.9 ft to the roof edges should be maintained, as well as 3.93 ft to both the north and south edges of the roof. Be sure to consult local regulations.



1 Mount the Fix2000 with KlickTop connector with consideration to the shade distance to modules rows.

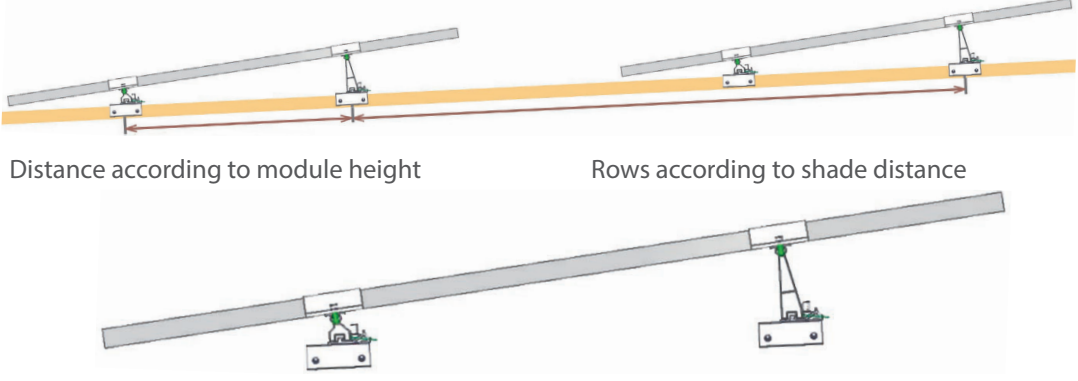


2 Mount the cross beam rails of the FixZ-7. Attach profile joint with a connector plate and self-drilling screws.



3 Mount the modules.

**Technical Data**

<b>Material</b>	System profiles and KlickTop attachment made of aluminum Fix2000 components and screws, made of stainless steel
<b>Forms</b>	Suitable for all current forms of trapezoidal sheet metal; Production is customized and accurate to measurement according to General Roof Checklist.
<b>Structural Analysis</b>	Structural analysis according to the IBC 2006 or 2009 Required attachments and structural dimensioning necessary based on structural analysis. Also pay attention to structural safety.
<b>System Structure</b>	 <p>Distance according to module height      Rows according to shade distance</p> <p>System profile FixZ-7 "bottom" Fix2000 with KlickTop fastening      System profile FixZ-7 "top" Fix2000 with KlickTop fastening</p>
<b>Calculation and Ordering</b>	Convenient project planning with our auto-calculator software.

For United States, visit [www.schletter.us](http://www.schletter.us) or call **888-608-0234** or for Canada, please visit [www.schletter.ca](http://www.schletter.ca) or call **519-946-3800** to speak to a Schletter representative for more information.



**SCHLETTER GMBH (Headquarters)**

Gewerbegebiet an der B15  
Alustraße 1  
83527 Kirchdorf / Haag i.OB  
DEUTSCHLAND

**SCHLETTER (Shanghai)  
Solar Technology Co., Ltd**

677 Beihe Gong Road  
Jiading, Shanghai  
201807 PR CHINA

**SCHLETTER Inc.**

1001 Commerce Center Drive  
Shelby, North Carolina 28150  
USA

**[Info.us@schletter-group.com](mailto:Info.us@schletter-group.com)  
[www.schletter.us](http://www.schletter.us)**